



# SAMCON

Prozessleittechnik GmbH

## Assembly instruction

product: Super Clamp SCMB-VA2.0/1/2

author: S. Weber

date: Mar. 17, 2025

doc ID: 250317-PT95MA-SW-SCMB-VA2.0;1;2\_assembly  
instruction\_rev.oo.idw

passing:



# INTRO



What you need:	
Wrench	13 mm
Tourque-wrench	13 mm

**ATTENTION:**  
Please be careful when working at heights !

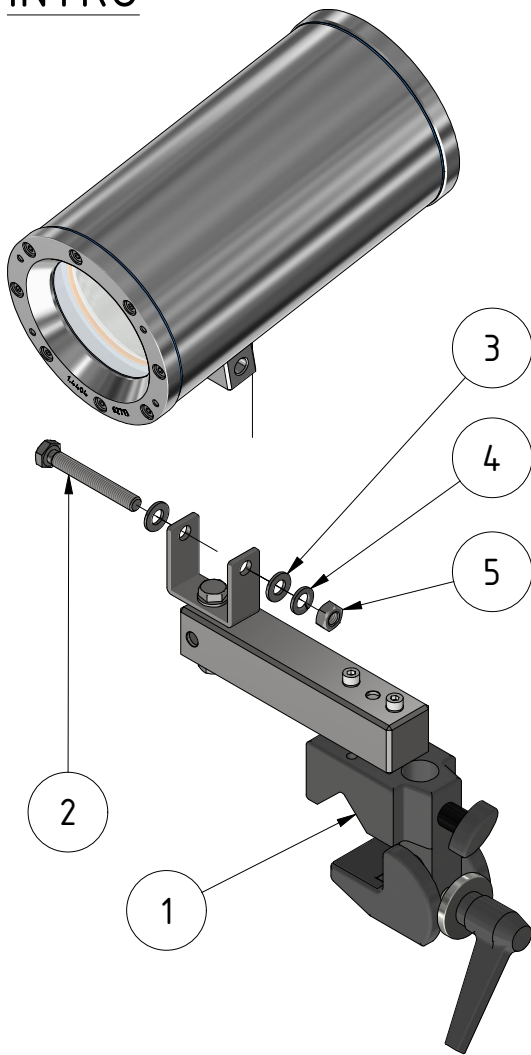
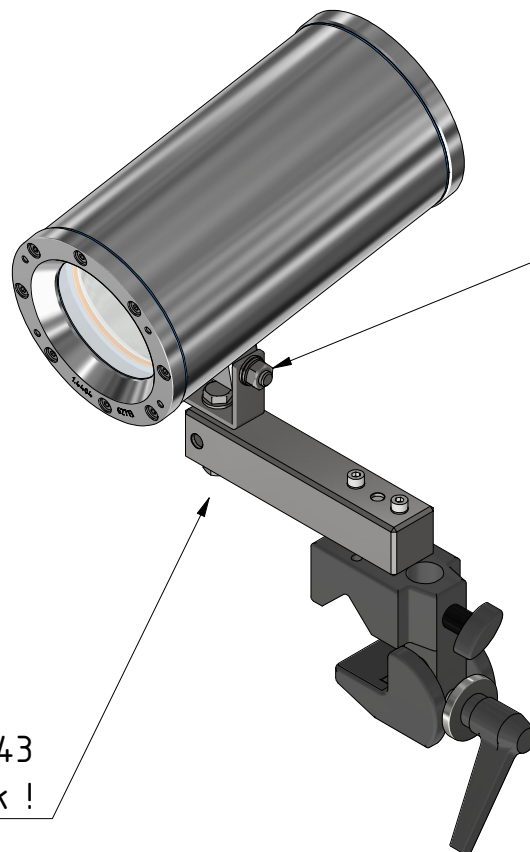


Table of content			
obj.	qty.	part	material
1	1	Super Clamp SCMB	-
2	1	Threaded bolt DIN EN 24017 - M8x60	stainless steel
3	2	Washer DIN 125-1 8,4	stainless steel
4	1	Spring washer DIN 128 - A8	stainless steel
5	1	Nut DIN EN 24032 - M8	stainless steel

1

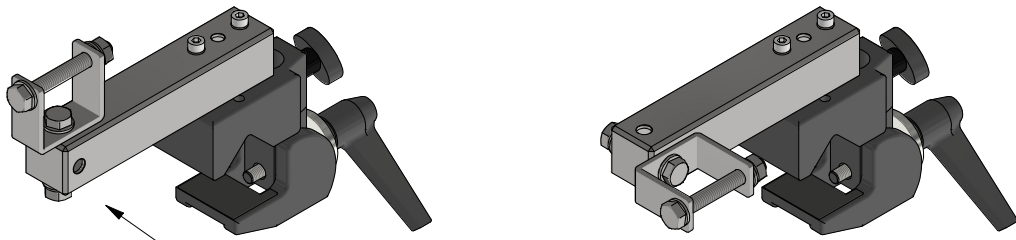


fastening: 16 Nm

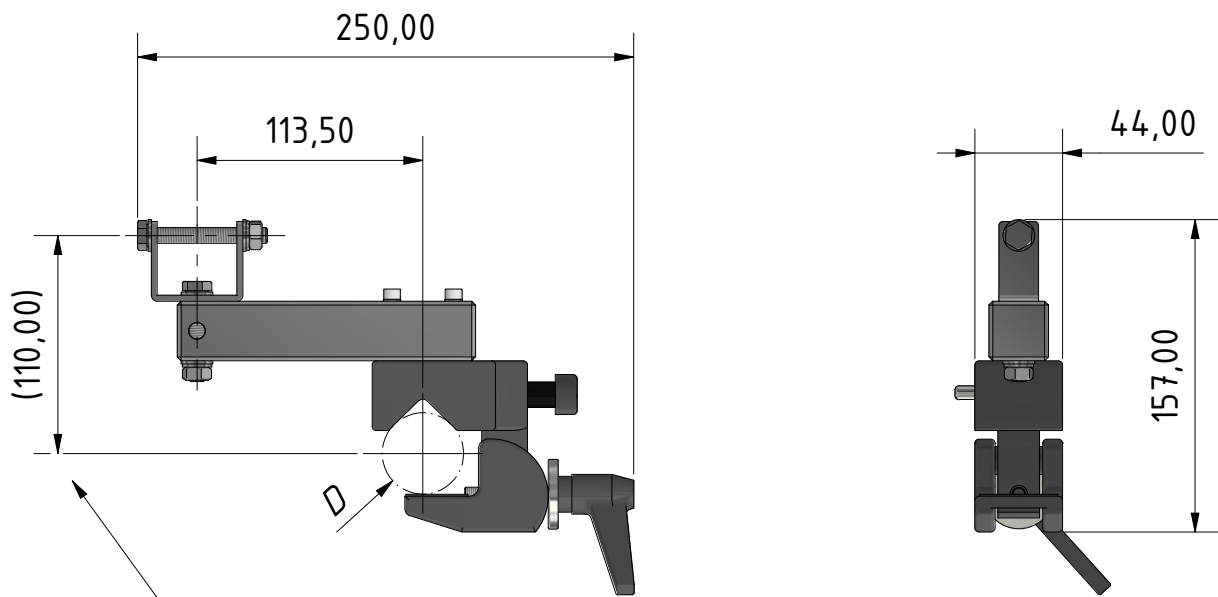


Use Loctite 243 thread lock !

2



Position can be changed



Depends on clamping diameter!

Note:  
For more information see  
other assembly instructions!



**SAMCON**

Prozessleittechnik GmbH

